

Cleco

DRILLS



TOOLimpex
CZECH REPUBLIC s.r.o.

Cleco

| Tame the Line

SHOWN: MP14 SERIES

DRILLS

ENGINEERED FOR YOUR APPLICATIONS.

Cleco offers two levels of hand drills depending on your application needs Cleco MP Series Drills are Industrial grade medium duty drills suitable for a wide range of production and MRO applications.

Cleco® Dotco™ drills are Industrial high duty grade and are used daily in applications ranging from appliances to aerospace manufacturing.

Offered in a variety of configurations, including pistol grip, inline, and right angle, Cleco Dotco air drills are designed for the high-volume, high-repetition, high-precision demands of today's assembly lines.



PARTS INTERCHANGEABILITY.

Maintenance of tools can be time consuming and expensive. That is why our products have been designed with high parts interchangeability. With fewer parts required to repair our tools, less inventory of parts is required and tools are easier to repair.

PRECISION PARTS

It's simple, precision parts let operators manufacture precision products. Whether it is a spindle, a chuck, a motor or an angle head, our parts are manufactured from the finest materials available and are machined to the highest tolerances.

DEPENDABLE ERGONOMIC DRILLS

Cleco Dotco drills have long been the industry workhorse for the high-volume, high-repetition, high-precision demands of today's assembly line. Cleco® Dotco™ drills are the ergonomic solution to deliver comfort and productivity, while assuring decreased operator fatigue, potential for injury and downtime on the line.



14 SERIES PISTOL GRIP DRILLS

Design features double ball bearings for the spindle, pre-loaded for longer bearing life and more accurate spindle control. Vibration and runout are reduced.

Gears are machined from alloy steel and heat-treated, with fixed cages to control centers for smooth operation.

Time-proven motor and gear design is well-balanced to reduce vibration and extend tool life.

Each tool is individually checked, aligned and adjusted on our assembly line for minimum chuck runout. Vibration is minimized.

Ergonomically critical finger and thumb guides fit the hand and aid in control.

The trigger is practically forceless requiring only 4 ounces of pressure to engage.

Full feathering is accomplished with our pressurized tip-valve design for speed control while drilling.

Housing is made of durable lightweight industrial grade aluminum.

Finger lip under the trigger keeps other fingers from interfering with the trigger action.

Rubber grip acts as a thermal protector and isolates vibration for improved operator comfort.

Handles are shaped to fit the human hand. They are flat where they need to be flat and round where they need to be round ensuring less slippage.

Minimal noise levels enhance operator comfort.

Hand Drilling, Countersinking & Spotfacing

Pistol Grip Drills

Inline Drills

Right Angle Drills



15LF Series Right Angle Drill - Light Duty/Small Head Height - Cleco Dotco

0.4hp / 0.30kW

600-5300rpm

Ideal for Restricted Access Applications

- -62 1/4"-28 Internal thread standard
- Other terminations available:
 - 61 10-32 Internal Thread
 - 63 Threaded Collet
 - 64 5/16"-24 Internal Thread
- Other Angle Heads Available:
 - 5X Heavy Duty
 - 7X Compact Style
 - 4X 45 degree Angle Head
 - 9X 360 degree Angle Head
- Rear Exhaust
- Lock off safety lever standard



Model	Termination	Free Speed (rpm)	Exhaust	Weight	Weight (kg)	Length	Length (mm)
				Lb		in	
15LF281-62	1/4"-28 i	5300 r/min	Rear	1.6	0.73 kg	10.7	272 mm
15LF282-62	1/4"-28 i	4000 r/min	Rear	1.6	0.73 kg	10.7	272 mm
15LF283-62	1/4"-28 i	3300 r/min	Rear	1.6	0.73 kg	10.7	272 mm
15LF284-62	1/4"-28 i	2400 r/min	Rear	1.8	0.82 kg	11.1	282 mm
15LF285-62	1/4"-28 i	1000 r/min	Rear	1.9	0.86 kg	11.8	300 mm
15LF286-62	1/4"-28 i	750 r/min	Rear	1.9	0.86 kg	11.8	300 mm
15LF287-62	1/4"-28 i	600 r/min	Rear	1.9	0.86 kg	11.8	300 mm

All tools performance rated @ 90psi / 620 kPa air pressure.
 Air inlet size: 1/4in
 Minimum Hose I.D.: 1/4in / 6.4mm

15LF Series Right Angle Drill - Heavy Duty Head - Cleco Dotco

0.4hp / 0.30kW

420-3700rpm

Ideal for Restricted Access Applications



- -52 1/4"-28 Internal thread standard
- Other terminations Available:
 - 51 10-32 Internal Thread
 - 53 Threaded Collet
 - 54 5/16"-24 Internal Thread
 - 55 3/8"-24 Internal Thread
 - 59NC 3/8"-24 External Thread
- Other Angle Heads Available:
 - 6X Light Duty
 - 7X Compact Style
 - 4X 45 degree Angle Head
 - 9X 360 degree Angle Head
- Rear Exhaust
- Lock off safety lever standard

Model	Termination	Free Speed (rpm)	Exhaust	Weight	Weight (kg)	Length	Length (mm)
				Lb		in	
15LF281-52	1/4"-28 i	3700 r/min	Rear	1.7	0.91 kg	11	279 mm
15LF282-52	1/4"-28 i	2800 r/min	Rear	1.7	0.91 kg	11	279 mm
15LF283-52	1/4"-28 i	2300 r/min	Rear	1.7	0.91 kg	11	279 mm
15LF284-52	1/4"-28 i	1700 r/min	Rear	1.8	0.82 kg	10.6	269 mm
15LF285-52	1/4"-28 i	700 r/min	Rear	2	0.77 kg	12	305 mm
15LF286-52	1/4"-28 i	525 r/min	Rear	2	0.77 kg	12	305 mm
15LF287-52	1/4"-28 i	420 r/min	Rear	2	0.77 kg	12	305 mm

All tools performance rated @ 90psi / 620 kPa air pressure.

Air inlet size: 1/4in

Minimum Hose I.D.: 1/4in / 6.4mm

15LN Series Right Angle Drill - Light Duty/Small Head Height - Cleco Dotco

0.9hp / 0.67kW

470-5600 rpm

Ideal for Restricted Access Applications



- -62 1/4"-28 Internal thread standard
- Other terminations available:
 - 61 10-32 Internal Thread
 - 63 Threaded Collet
 - 64 5/16"-24 Internal Thread
- Other Angle Heads Available:
 - 5X Heavy Duty
 - 7X Compact Style
 - 4X 45 degree Angle Head
 - 9X 360 degree Angle Head
- Rear Exhaust
- Lock off safety lever standard

Model	Termination	Free Speed (rpm)	Exhaust	Weight		Length	
				Lb	(kg)	in	(mm)
15LN281-62	1/4"-28 i	5000 r/min	Rear	2.5	1.13 kg	12	305 mm
15LN282-62	1/4"-28 i	3100 r/min	Rear	2.5	1.13 kg	12	305 mm
15LN283-62	1/4"-28 i	1850 r/min	Rear	2.5	1.13 kg	12	305 mm
15LN284-62	1/4"-28 i	1530 r/min	Rear	2.5	1.13 kg	12	305 mm
15LN285-62	1/4"-28 i	1250 r/min	Rear	2.5	1.13 kg	12	305 mm
15LN286-62	1/4"-28 i	770 r/min	Rear	2.5	1.13 kg	13.5	343 mm
15LN287-62	1/4"-28 i	470 r/min	Rear	2.5	1.13 kg	12	305 mm
15LN288-62	1/4"-28 i	5600 r/min	Rear	2.5	1.13 kg	12	305 mm

All tools performance rated @ 90psi / 620 kPa air pressure.

Air inlet size: 1/4in

Standard Equipment: 600 Series Mini Angle Head with 1/4"-28 internal thread

15LN Series Right Angle Drill - Heavy Duty Head - Cleco Dotco

0.9hp / 0.67kW

540-3900rpm

Ideal for Restricted Access Applications



- -52 1/4"-28 Internal thread standard
- Other terminations Available:
 - 51 10-32 Internal Thread
 - 53 Threaded Collet
 - 54 5/16"-24 Internal Thread
 - 55 3/8"-24 Internal Thread
 - 59NC 3/8"-24 External Thread
- Other Angle Heads Available:
 - 6X Light Duty
 - 7X Compact Style
 - 4X 45 degree Angle Head
 - 9X 360 degree Angle Head
- Rear Exhaust
- Lock off safety lever standard

Model	Termination	Free Speed (rpm)	Exhaust	Weight	Weight (kg)	Length	Length (mm)
				Lb		in	
15LN281-52	1/4"-28 i	3500 r/min	Rear	2.65	1.20 kg	11.5	292 mm
15LN283-52	1/4"-28 i	1300 r/min	Rear	2.65	1.20 kg	11.5	292 mm
15LN284-52	1/4"-28 i	1070 r/min	Rear	3.09	1.40 kg	12.8	325 mm
15LN285-52	1/4"-28 i	870 r/min	Rear	3.09	1.40 kg	12.8	325 mm
15LN286-52	1/4"-28 i	540 r/min	Rear	3.09	1.40 kg	12.8	325 mm
15LN288-52	1/4"-28 i	3900 r/min	Rear	2.65	1.20 kg	11.5	292 mm

All tools performance rated @ 90psi / 620 kPa air pressure.

Air inlet size: 1/4in

Standard Equipment:

500 Series Heavy Duty Angle Head with 1/4"-28

15LFQ Series Right Angle Drill - Quick Chang

0.4hp / 0.30kW

Ideal for Multiple Applications

- Power unit for quick release angle head attachments
- Rear Exhaust
- Speed dependent on Head Fitted Q5X Lower Speed / Q4X,Q6X,Q7X,Q9X Higher Speed



Model	Termination	Free Speed (rpm)	Exhaust	Weight	Weight (kg)
				Lb	
15LF281Q	Q	3700/5300 r/min	Rear	1.6	0.73 kg
15LF282Q	Q	2800/4000 r/min	Rear	1.6	0.73 kg
15LF283Q	Q	2300/3300 r/min	Rear	1.6	0.73 kg
15LF284Q	Q	1700/2400 r/min	Rear	1.8	0.82 kg
15LF285Q	Q	700/1000 r/min	Rear	1.9	0.86 kg
15LF286Q	Q	525/750 r/min	Rear	1.9	0.86 kg
15LF287Q	Q	420/600 r/min	Rear	1.9	0.86 kg

All tools performance rated @ 90psi / 620 kPa air pressure.
Air inlet size: 1/4in
Minimum Hose I.D.: 1/4in / 6.4mm

15LNQ Series Right Angle Drill - Quick Change - Cleco Dotco

0.9hp / 0.67kW-

Ideal for Multiple Applications

- Power unit for quick change angle heads
- Rear Exhaust
- Lock off safety lever standard
- Speed dependent on Head Fitted Q5X Lower Speed / Q4X,Q6X,Q7X,Q9X Higher Speed




Model	Termination	Free Speed (rpm)	Exhaust	Weight	Weight (kg)
				Lb	
15LN281Q	Q	3500/5000 r/min	Rear	2.31	1.05 kg
15LN282Q	Q	2200/3100 r/min	Rear	2.31	1.05 kg
15LN283Q	Q	1300/1850 r/min	Rear	2.31	1.05 kg
15LN284Q	Q	1070/1530 r/min	Rear	2.31	1.05 kg
15LN285Q	Q	870/1000 r/min	Rear	2.31	1.05 kg
15LN286Q	Q	540/770 r/min	Rear	2.31	1.05 kg
15LN287Q	Q	320/470 r/min	Rear	2.31	1.05 kg

All tools performance rated @ 90psi / 620 kPa air pressure.
Air inlet size: 1/4in
Minimum Hose I.D.: 1/4in / 6.4mm

15L Series Compact Angle Head - Cleco Dotco

- Compact short reach angle head for restricted access applications
- -71 10-32 Internal Thread for Direct Cutter Mount
- -72 1/4"-28 Internal Thread For Direct Cutter Mount and Collet Adaptor Option 14-1569 (Mini Collet) Max 1/4"/6.4mm
- -73 Threaded Collet Max #10/5mm - Collets Ordered Separately
- -73 Threaded Collet Max #10/5mm - Collets Ordered Separately




1025476	-73	9/32"-40
1025477	-72	1/4"-28
1025668	-74	5/16"-24

Model	Description	Tool Termination	Spindle Size
1025476	Compact Angle Head - 700 Series	-73	9/32"-40 Internal Thread
1025477	Compact Angle Head - 700 Series	-72	1/4"-28 Internal Thread
1025668	Compact Angle Head - 700 Series	-74	5/16"-24 Internal Thread

These drill attachments can be ordered as a separate accessory item or as part of a complete model. To order as a complete model, use the basic model number from the appropriate 15LF or 15LN and replace the termination number -62 for example with the termination number of the desired optional attachment -72 for example from this page.

15L Series Light Duty Angle Head - Cleco Dotco

- -61 10-32 Internal Thread for Direct Cutter Mount
- -62 1/4"-28 Internal Thread For Direct Cutter Mount and Collet Adaptor Option 14-1569 (Mini Collet) Max 1/4"/6.4mm
- -63 Threaded Collet Max #10/5mm - Collets Ordered Separately
- -64 5/16"-24 Internal Thread
- -64 5/16"-24 Internal Thread




1025313	-63	9/32"-40
1025314	-61	#10-32
1025328	-64	5/16"-24
1025409	-62	1/4"-28

Model	Description	Tool Termination	Spindle Size
1025313	Mini Angle Head - 600 Series	-63	9/32"-40 Internal Thread
1025328	Mini Angle Head - 600 Series	-64	5/16"-24 Internal Thread
1025409	Mini Angle Head - 600 Series	-62	1/4"-28 Internal Thread

These drill attachments can be ordered as a separate accessory item or as part of a complete model. To order as a complete model, use the basic model number from the appropriate 15LF or 15LN and replace the termination number -62 for example with the termination number of the desired optional attachment -63 for example from this page.

15L Series Heavy Duty Angle Head - Cleco Dotco

- -52 1/4"-28 Internal Thread For Direct Cutter Mount and Collet Adaptor Option 14-1569 (Mini Collet) Max 1/4"/6.4mm
- -53 Threaded Collet Max #10/5mm - Collets Ordered Separately
- -54 5/16"-24 Internal Thread
- -59NC 3/8"-24 External Thread for chuck or collet adaptor mounting
- -59NC 3/8"-24 External Thread for chuck or collet adaptor mounting



Model	Description	Tool Termination	Spindle Size
1021289	Heavy Duty Angle Head - 500 Series	-52	1/4"-28 Internal Thread
1021291	Heavy Duty Angle Head - 500 Series	-54	5/16"-24 Internal Thread
1021292	Heavy Duty Angle Head - 500 Series	-53	9/32"-40 Internal Thread
1021620	Heavy Duty Angle Head - 500 Series	-59NC	3/8"-24 External Thread
1025780	Heavy Duty Angle Head - 500 Series	-55	3/8"-24 Internal Thread

These drill attachments can be ordered as a separate accessory item or as part of a complete model. To order as a complete model, use the basic model number from the appropriate 15LF or 15LN and replace the termination number -52 for example with the termination number of the desired optional attachment -59NC for example from this page.

15L Series 45 Degree Angle Head - Cleco Dotco

- For difficult access applications
- -42 1/4"-28 Internal Thread For Direct Cutter Mount and Collet Adaptor Option 14-1569 (Mini Collet) Max 1/4"/6.4mm
- -43 Threaded Collet Max #10/5mm - Collets Ordered Separately
- -44 5/16"-24 Internal Thread
- -44 5/16"-24 Internal Thread




Model	Description	Tool Termination	Spindle Size
1025730	45° Angle Head	-42	1/4"-28 Internal Thread
1025731	45° Angle Head	-43	9/32"-40 Internal Thread
1025733	45° Angle Head	-44	5/16"-24 Internal Thread

These drill attachments can be ordered as a separate accessory item or as part of a complete model.

15L Series 360° Angle Head - Cleco Dotco

- Versatile swivel head for very difficult access applications
- -91 10-32 Internal Thread for Direct Cutter Mount
- -92 1/4"-28 Internal Thread For Direct Cutter Mount and Collet Adaptor Option 14-1569 (Mini Collet) Max 1/4"/6.4mm



Model	Description	Tool Termination	Spindle Size
1025694	360° Angle Head	-92	1/4"-28 Internal Thread

These drill attachments can be ordered as a separate accessory item or as part of a complete model. To order as a complete model, use the basic model number from the appropriate 15LF or 15LN and replace the termination number -62 for example with the termination number of the desired optional attachment -92 for example from this page

15LQ Series Quick Change Angle Head - Cleco Dotco

- For Use with Quick Change Power Units
- Right Angle, 45 Degree and 360 degree version for optimum access



Model	Description	Tool Termination	Spindle Size
302206PT-Q42	45° Angle Head	-42	1/4"-28 Internal Thread
302206PT-Q43	45° Angle Head	-43	9/32"-40 Internal Thread
302206PT-Q52	Heavy Duty Angle Head - 500 Series	-52	1/4"-28 Internal Thread
302206PT-Q53	Heavy Duty Angle Head - 500 Series	-53	9/32"-40 Internal Thread
302206PT-Q59	Heavy Duty Angle Head - 500 Series	-59NC	3/8"-24 External Thread
302206PT-Q62	Mini Angle Head - 600 Series	-62	1/4"-28 Internal Thread
302206PT-Q73	Compact Angle Head - 700 Series	-73	9/32"-40 Internal Thread
303306PT-Q63	Mini Angle Head - 600 Series	-63	9/32"-40 Internal Thread
303306PT-Q72	Compact Angle Head - 700 Series	-72	1/4"-28 Internal Thread
303306PT-Q92	360° Angle Head	-92	1/4"-28 Internal Thread

Collets

Collets Threaded 9/32"-40 - Inch - Cleco Dotco

- For use on Cleco Dotco 15LF, 15LS & 15LN right angle drills with 9/32"-40 spindles
- (Termination codes: - 43, -53, -63, -73, & -93)



Model	Description
1006408	0.060 Inch
1005180	0.063 Inch
1006412	0.067 Inch
1005875	0.081 Inch
1005182	0.094 Inch
1005684	0.098 Inch
1006395	0.100 Inch
1005183	0.109 Inch
1005873	0.120 Inch
1005184	0.125 Inch
1013904	0.129 Inch
1005185	0.141 Inch
1005872	0.144 Inch
1006373	0.147 Inch
1005186	0.156 Inch
1005926	0.157 Inch
1005682	0.159 Inch
1005876	0.161 Inch
1006035	0.166 Inch
1005187	0.172 Inch
1005977	0.173 Inch
1006346	0.177 Inch
1005927	0.185 Inch
1005188	0.188 Inch
1005871	0.189 Inch
1006001	0.191 Inch
1005681	0.194 Inch

Other sizes available, please contact Cleco Production Tools

Collets

Collets Threaded 9/32"-40 - Metric - Cleco Dotco

- For use on Cleco Dotco 15LF, 15LS & 15LN right angle drills with 9/32"-40 spindles
- (Termination codes: - 43, -53, -63, -73, & -93)



Model	Description
316PT	1.6 mm
320PT	2.0 mm
324PT	2.4 mm
325PT	2.5 mm
326PT	2.6 mm
330PT	3.0 mm
331	3.1 mm
332PT	3.2 mm
333PT	3.3 mm
335PT	3.5 mm
338PT	3.8 mm
340PT	4.0 mm
341PT	4.1 mm
342PT	4.2 mm
344PT	4.4 mm
345PT	4.5 mm
347PT	4.7 mm
348PT	4.8 mm
349	4.9 mm
350PT	5.0 mm

Other sizes available, please contact Cleco Production Tools

15L14 Series - Right Angle Drill - Cleco Dotco

0.3hp / 0.22kW

500-2000rpm

Up to 1/4" Capacity

- Chuck, Collet and 1/4"-28 internal output options
- Rear Exhaust
- Integral Angle Head
- Lock off Safety lever standard



Model	Termination	Free Speed (rpm)	Exhaust	Weight	Weight (kg)	Length	Length (mm)
				Lb		in	
15L1470-37	5/32" Chuck	12000 r/min	Rear	1.2	0.54 kg	6.9	175 mm
15L1471-37	5/32" Chuck	20000 r/min	Rear	1.2	0.54 kg	6.9	175 mm
15L1487-32	1/4"-28 i	1500 r/min	Rear	1.2	0.54 kg	8	203 mm
15L1487-36	1/4" Collet	1500 r/min	Rear	1.2	0.54 kg	8	203 mm
15L1487-38	1/4" Chuck	1500 r/min	Rear	1.5	0.68 kg	8	203 mm
15L1488-36	1/4" Collet	2400 r/min	Rear	1.6	0.73 kg	8.7	221 mm
15L1488-38	1/4" Chuck	2400 r/min	Rear	1.5	0.68 kg	8	203 mm
15L1489-32	1/4"-28 i	3600 r/min	Rear	1.6	0.73 kg	8.7	221 mm
15L1489-36	1/4" Collet	3600 r/min	Rear	1.6	0.73 kg	8.7	221 mm
15L1489-51	3/8" Chuck	3600 r/min	Rear	1.5	0.68 kg	8	203 mm
15L1491-38	1/4" Chuck	500 r/min	Rear	1.5	0.68 kg	8	203 mm

All tools performance rated @ 90psi / 620 kPa air pressure.

Air inlet size: 1/4in

Minimum Hose I.D.: 1/4in / 6.4mm

15LF Series Inline Drill 1/4" Chuck - Cleco Dotco

0.4hp / 0.30kW
600-2850rpm

- Supplied with 1/4" Jacobs® Keyed Chuck
- Rear Exhaust
- Lock off safety lever standard



Model	Termination	Free Speed (rpm)	Exhaust	Weight		Length	
				Lb	kg	in	mm
15LF080-38	1/4" Chuck	28500 r/min	Rear	0.9	0.41 kg	6.3	160 mm
15LF081-38	1/4" Chuck	5300 r/min	Rear	1.32	0.60 kg	8	203 mm
15LF082-38	1/4" Chuck	4000 r/min	Rear	1.32	0.60 kg	8	203 mm
15LF083-38	1/4" Chuck	3300 r/min	Rear	1.32	0.60 kg	8	203 mm
15LF084-38	1/4" Chuck	2400 r/min	Rear	1.32	0.60 kg	8	203 mm
15LF085-38	1/4" Chuck	1000 r/min	Rear	1.32	0.60 kg	8	203 mm
15LF086-38	1/4" Chuck	750 r/min	Rear	1.32	0.60 kg	8	203 mm
15LF087-38	1/4" Chuck	600 r/min	Rear	1.98	0.90 kg	8.6	218 mm

All tools performance rated @ 90psi / 620 kPa air pressure.
Air inlet size: 1/4in
Minimum Hose I.D.: 1/4in / 6.4mm

15LF Series Inline Drill 3/8"-24 - Cleco Dotco

0.4hp / 0.30kW
600-2850rpm

- Supplied with 3/8"-24 Male Threaded Termination for Keyless Chuck/Collet
- Rear Exhaust
- Lock off safety lever standard



Model	Termination	Free Speed (rpm)	Exhaust	Weight		Length	
				Lb	kg	in	mm
15LF081-40	3/8" - 24 e	5300 r/min	Rear	1.32	0.60 kg	8	203 mm
15LF082-40	3/8" - 24 e	4000 r/min	Rear	1.32	0.60 kg	7.3	185 mm
15LF083-40	3/8" - 24 e	3300 r/min	Rear	1.32	0.60 kg	8	203 mm
15LF085-40	3/8" - 24 e	1000 r/min	Rear	1.32	0.60 kg	8	203 mm
15LF087-40	3/8" - 24 e	600 r/min	Rear	1.98	0.90 kg	8.6	218 mm

All tools performance rated @ 90psi / 620 kPa air pressure.
Air inlet size: 1/4in
Minimum Hose I.D.: 1/4in / 6.4mm


15LN0 Series Inline Power Unit- Cleco Dotco

0.9hp / 0.67kW
500-20000 rpm

Cleco

15LN0XX-40T Tools

- Inline power unit with motor running signal
- Lock off safety lever standard
- Designed to incorporate into other equipment
- Rear Exhaust



Model	Termination	Free Speed (rpm)	Exhaust	Weight	Weight (kg)	Length	Length (mm)
				Lb		in	
15LN080-40T	3/8"-24	20000 r/min	Rear	2.65	1.20 kg	11.5	292 mm
15LN081-40T	3/8"-24	5200 r/min	Rear	2.65	1.20 kg	11.5	292 mm
15LN082-40T	3/8"-24	3200 r/min	Rear	2.65	1.20 kg	11.5	292 mm
15LN083-40T	3/8"-24	1900 r/min	Rear	2.65	1.20 kg	11.5	292 mm
15LN084-40T	3/8"-24	1600 r/min	Rear	2.65	1.20 kg	11.5	292 mm
15LN085-40T	3/8"-24	1300 r/min	Rear	2.65	1.20 kg	11.5	292 mm
15LN0855-40T	3/8"-24	325 r/min	Rear	2.65	1.20 kg	11.5	292 mm
15LN086-40T	3/8"-24	800 r/min	Rear	2.65	1.20 kg	11.5	292 mm
15LN087-40T	3/8"-24	500 r/min	Rear	2.65	1.20 kg	11.5	292 mm

All tools performance rated @ 90psi / 620 kPa air pressure.
Air inlet size: 1/4in

14CF Series Pistol Drill Non-Reversible 1/4" Chuck- Cleco Dotco

0.4hp / 0.33kW
600-2900rpm
1/4" Chuck

- Comfort grip with ergonomic finger and thumb guides to aid control
- Supplied with 1/4" Jacobs® Keyed Chuck
- Excellent for aerospace, metal fabrication, and wood working applications



Model	Termination	Free Speed (rpm)	Exhaust	Weight		Length	
				Lb	kg	in	mm
14CFS90-38	1/4" Chuck	29000 r/min	Rear	1.54	0.70 kg	5.7	145 mm
14CFS91-38	1/4" Chuck	5200 r/min	Rear	1.54	0.70 kg	5.7	145 mm
14CFS92-38	1/4" Chuck	3800 r/min	Rear	1.54	0.70 kg	5.7	145 mm
14CFS93-38	1/4" Chuck	3200 r/min	Rear	1.54	0.70 kg	5.7	145 mm
14CFS94-38	1/4" Chuck	2400 r/min	Rear	1.54	0.70 kg	5.7	145 mm
14CFS95-38	1/4" Chuck	1000 r/min	Rear	1.76	0.80 kg	6.9	175 mm
14CFS96-38	1/4" Chuck	700 r/min	Rear	1.76	0.80 kg	6.9	175 mm
14CFS97-38	1/4" Chuck	600 r/min	Rear	1.76	0.80 kg	6.9	175 mm

All tools performance rated @ 90psi / 620 kPa air pressure.
Air inlet size: 1/4in
Minimum Hose I.D.: 5/16in / 7.9mm
Drill Diameter Capacity Matches Chuck Size

14CF Series Pistol Drill Non-Reversible 3/8" Chuck- Cleco Dotco

0.4hp / 0.33kW
600-2900rpm
3/8" Chuck

- Comfort grip with ergonomic finger and thumb guides to aid control
- Supplied with Jacobs® Keyed Chuck or Threaded Termination for Keyless Chuck/Collet
- Excellent for aerospace, metal fabrication, and wood working applications



Model	Termination	Free Speed (rpm)	Exhaust	Weight		Length	
				Lb	kg	in	mm
14CFS90-51	3/8" Chuck	29000 r/min	Rear	1.54	0.70 kg	5.7	145 mm
14CFS91-51	3/8" Chuck	5200 r/min	Rear	1.54	0.70 kg	5.7	145 mm
14CFS92-51	3/8" Chuck	3800 r/min	Rear	1.54	0.70 kg	5.7	145 mm
14CFS93-51	3/8" Chuck	3200 r/min	Rear	1.54	0.70 kg	5.7	145 mm
14CFS94-51	3/8" Chuck	2400 r/min	Rear	1.54	0.70 kg	5.7	145 mm
14CFS95-51	3/8" Chuck	1000 r/min	Rear	1.76	0.80 kg	6.9	175 mm
14CFS96-51	3/8" Chuck	700 r/min	Rear	1.76	0.80 kg	6.9	175 mm
14CFS97-51	3/8" Chuck	600 r/min	Rear	1.76	0.80 kg	6.9	175 mm

All tools performance rated @ 90psi / 620 kPa air pressure.
Air inlet size: 1/4in
Minimum Hose I.D.: 5/16in / 7.9mm
Drill Diameter Capacity Matches Chuck Size

14CN Series Pistol Drill Non-Reversible 1/4" Chuck - Cleco Dotco

0.9hp / 0.67kW
500-2000rpm

- Comfort grip with ergonomic finger and thumb guides to aid control
- Supplied with 1/4" Jacobs® Keyed Chuck
- Excellent for aerospace, metal fabrication, and wood working applications
- 1/2" models equipped with dead handle
- 1/2" models equipped with dead handle



Model	Termination	Free Speed (rpm)	Exhaust	Weight		Length	
				Lb	kg	in	mm
14CNL90-38	1/4" Chuck	20000 r/min	Rear	2.2	1.00 kg	6.8	173 mm
14CNL92-38	1/4" Chuck	3200 r/min	Rear	2.43	1.10 kg	7.2	183 mm
14CNL98-38	1/4" Chuck	6000 r/min	Rear	2.2	1.00 kg	6.8	173 mm

All tools performance rated @ 90psi / 620 kPa air pressure.
Air inlet size: 1/4in
Minimum Hose I.D.: 5/16in / 7.9mm
Drill Diameter Capacity Matches Chuck Size

14CN Series Pistol Drill Non-Reversible 3/8" Chuck - Cleco Dotco

0.9hp / 0.67kW
500-2000rpm

- Comfort grip with ergonomic finger and thumb guides to aid control
- Supplied with 3/8" Jacobs® Keyed Chuck
- Excellent for aerospace, metal fabrication, and wood working applications



Model	Termination	Free Speed (rpm)	Exhaust	Weight		Length	
				Lb	kg	in	mm
14CNL91-51	3/8" Chuck	5200 r/min	Rear	2.43	1.10 kg	7.2	183 mm
14CNL92-51	3/8" Chuck	3200 r/min	Rear	2.43	1.10 kg	7.2	183 mm
14CNL95-51	3/8" Chuck	1300 r/min	Rear	2.87	1.30 kg	8.6	218 mm
14CNL97-51	3/8" Chuck	500 r/min	Rear	3.53	1.60 kg	9.1	231 mm
14CNL98-51	3/8" Chuck	6000 r/min	Rear	2.2	1.00 kg	6.8	173 mm

All tools performance rated @ 90psi / 620 kPa air pressure.
Air inlet size: 1/4in
Minimum Hose I.D.: 5/16in / 7.9mm
Drill Diameter Capacity Matches Chuck Size

14CN Series Pistol Drill Non-Reversible 1/2" Chuck - Cleco Dotco

0.9hp / 0.67kW
500-2000rpm



- Comfort grip with ergonomic finger and thumb guides to aid control
- Supplied with 1/2" Jacobs® Keyed Chuck
- Excellent for aerospace, metal fabrication, and wood working applications
- 1/2" models equipped with dead handle
- 1/2" models equipped with dead handle

Model	Termination	Free Speed (rpm)	Exhaust	Weight		Length	
				Lb	Weight (kg)	in	Length (mm)
14CNL92-53	1/2" Chuck	3200 r/min	Rear	2.43	1.10 kg	7.2	183 mm
14CNL97-53	1/2" Chuck	500 r/min	Rear	3.53	1.60 kg	9.1	231 mm
14CNL98-53	1/2" Chuck	6000 r/min	Rear	2.2	1.00 kg	6.8	173 mm

All tools performance rated @ 90psi / 620 kPa air pressure.
Air inlet size: 1/4in
Minimum Hose I.D.: 5/16in / 7.9mm
Drill Diameter Capacity Matches Chuck Size

14CN Series Pistol Drill Non-Reversible 3/8"-24 - Cleco Dotco

0.9hp / 0.67kW
500-2000rpm



- Comfort grip with ergonomic finger and thumb guides to aid control
- Supplied with 3/8"-24 termination for collet or chuck
- Excellent for aerospace, metal fabrication, and wood working applications

Model	Termination	Free Speed (rpm)	Exhaust	Weight		Length	
				Lb	Weight (kg)	in	Length (mm)
14CNL90-40	3/8" - 24 e	20000 r/min	Rear	2.2	1.00 kg	6.8	173 mm
14CNL91-40	3/8" - 24 e	5200 r/min	Rear	2.43	1.10 kg	7.2	183 mm
14CNL92-40	3/8" - 24 e	3200 r/min	Rear	2.43	1.10 kg	7.2	183 mm
14CNL95-40	3/8" - 24 e	1300 r/min	Rear	2.87	1.30 kg	8.6	218 mm
14CNL97-40	3/8" - 24 e	500 r/min	Rear	3.53	1.60 kg	9.1	231 mm
14CNL98-40	3/8" - 24 e	6000 r/min	Rear	2.2	1.00 kg	6.8	173 mm

All tools performance rated @ 90psi / 620 kPa air pressure.
Air inlet size: 1/4in
Minimum Hose I.D.: 5/16in / 7.9mm
Drill Diameter Capacity Matches Chuck Size

135DPV Series Pistol Drill Non-Reversible Variable Speed - Cleco Dotco

0.7hp / 0.5kW

150-2400rpm

Governed Speed Setting/ Control

- Flexible speed setting for range of hole sizes
- Variable speed can replace multiple other tools
- Calibrated governed speed control min/max speeds shown



Model	Termination	Free Speed (rpm)	Governed RPM Range	Exhaust	Weight	Weight (kg)	Length	Length (mm)
		r/min	r/min		Lb	in	mm	
135DPV-14B-50	1/2" Chuck	1250 r/min	400 – 1,200 RPM	Rear	3.31	1.50 kg	9.3	236 mm
135DPV-14B-51	3/8" Chuck	1250 r/min	400 – 1,200 RPM	Rear	3.31	1.50 kg	9.3	236 mm
135DPV-28B-51	3/8" Chuck	2600 r/min	700 – 2,400 RPM	Rear	3.31	1.50 kg	8.5	216 mm
135DPV-7B-43	3/8" Chuck	600 r/min	150 – 550 RPM	Rear	3.53	1.60 kg	9.6	244 mm
135DPV-7B-50	1/2" Chuck	600 r/min	150 – 550 RPM	Rear	3.53	1.60 kg	9.6	244 mm

All tools performance rated @ 90psi / 620 kPa air pressure

MP14 Series - Pistol Drill Reversible/Non-Reversible

Industrial grade medium duty drills suitable for a wide range of production and MRO applications

MP1457/1463 1.0hp / 0.75 kW

MP1458 1.2hp / 0.90kW

- 2-step throttle for easy starting
- Built-in, no-clog mufflers for quiet operation
- Hardened and ground precision parts for extended service life
- MP1463-51 is Reversible Other Models are Non Reversible




Model	Termination	Free Speed (rpm)	Exhaust	Weight	Weight (kg)	Length	Length (mm)
		r/min		Lb	in	mm	
MP1457-51	3/8" Chuck	2600 r/min	Rear	1.98	0.90 kg	7.5	191 mm
MP1458-55	1/2" Chuck	1200 r/min	Rear	2.2	1.00 kg	9	229 mm
MP1463-51	3/8" Chuck	1800 r/min	Rear	2.43	1.10 kg	6.8	173 mm

All tools performance rated @ 90psi / 620 kPa air pressure

14CF / 14CN Series Rivet Shaver - Cleco Dotco

14CF 0.4hp / 0.3kW 29000rpm
 14CN 0.9hp / 0.75kW 20000rpm

- 0.00025 or 0.0005 Cutter Adjustment
- Stabilizer 02-8120 included on -95 and -97 models
- Optional Adjustment Guard 02-8150 prevents adjustment by operator - can not be used with Stabilizer tools
- Standard rivet shavers accept skirts for cutters up to 3/4" in diameter - these are sold separately
- -96XL version for 1" and greater skirts.



14CFS60-95

Model	Free Speed (rpm)	Exhaust	Weight		Length	
			Lb	kg	in	mm
14CFS60-95	29000 r/min	Rear	2.2	1 kg	8.2	208.3 mm
14CFS60-96	29000 r/min	Rear	2.2	1 kg	8.2	208.3 mm
14CFS60-97	29000 r/min	Rear	2.2	1 kg	8.2	208.3 mm
14CFS60-98	29000 r/min	Rear	2.2	1 kg	8.2	208.3 mm
14CNL60-95	20000 r/min	Rear	3.5	1.6 kg	8.9	226.1 mm
14CNL60-96	20000 r/min	Rear	3.5	1.6 kg	8.9	226.1 mm
14CNL60-96XL	20000 r/min	Rear	3.5	1.6 kg	8.9	226.1 mm
14CNL60-97	20000 r/min	Rear	3.5	1.6 kg	8.9	226.1 mm

All tools performance rated @ 90psi / 620 kPa air pressure.
 Minimum Hose I.D.: 5/16in / 7.9mm

Hand Drilling, Countersinking & Spotfacing

Jacobs Chucks

Keyed Chucks to 1/2" Capacity

- Jacobs Precision Chucks
- Range of Capacity and Mounting

Model	Description	Tool Termination	Chuck Size	Spindle Size
			in	
1075	OB	-37	5/32 in	5/16"-24
1005078	1 BA	-38	1/4 in	3/8"-24
1001252	41 BA (med. duty)	-51	3/8 in	3/8"-24
1009726	33 BA	-53	1/2 in	3/8"-24



300 Series - Collet Chuck

Up to 1/4" Capacity

- Supplied with Standard Collet: 1/4" (#308).
- 5/16"-24 or 3/8"-24 Thread Mount



Model	Description
14-1148	300 Series Collet Chuck 5/16"-24 Thread Mount
14-3050	300 Series Collet Chuck 3/8"-24 Thread Mount

TULMan Electronic Counter

Cycle or Run Time Counter for Small Pneumatic Tools Up to 20cfm / 570 lpm

- First ever odometer and tripometer for small pneumatic tools
- Useable on any small pneumatic device with suitable air flow, including Cleco & Dotco products
- Manage tool service and tool calibration, quantify & compare tool consumable life
- Monitor workforce productivity, improve quality of product or process and realize cost savings
- LED indicator lights blink yellow (warning) and red as cycle and run time limits are reached.
- Easy-to-use monitoring software included

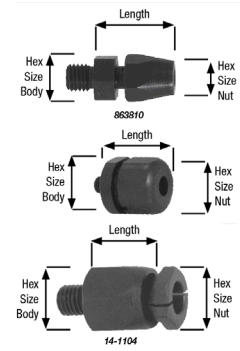


Model	Max Pressure	Max Flow	Min Flow	Weight
	lb/in ² bar	cfm l/min	cfm l/min	Lb
240461PT	100 lb/in ² 6.9 bar	20 570	5 145	0.176

Straight Shank Drill Adaptors

For use with Cleco Dotco 15LF, 15LS & 15LN right angle drills with 1/4"-28 spindles.

- For use on Cleco 15LF, 15LS & 15LN right angle drills
- Adapts 1/4"-28 output to collet/chuck for straight shank drills




Model	Shank Diameter Capacity	Length		Drill Diameter Capacity
		in mm	in mm	
14-0170	6mm	0.7 in 18	0.7 in 18	
14-1104	1/4 in	0.7 in 18	0.7 in 18	
14-1568	1/8 in	0.65 in 17	0.65 in 17	
14-1569	1/4 in	0.7 in 18	0.7 in 18	
863806	1/4 in	0.8 in 20	0.8 in 20	1/4 in 6.4mm
863810	3/16 in	0.8 in 20	0.8 in 20	3/16 in 4.8mm

Airline Filter & Lubricator

Mounts in Hose Line.

- One ounce reservoir good for average 8-hour shift.



Model	Description	Max Pressure	Air Inlet Size
		lb/in ² bar	in
45-0201	1/4" NPTF Hose Line Lubricator	100 lb/in ² 6.9 bar	1/4 in

Flexible Air Hose

- Buna N Material with Flexible Nylon Braid



Model	Description	Fittings (NPT)	Tool Series	Diameter	Length	Length
				in	ft	m
45-1307	3/16" Hose I.D.; 1/4"M X 1/8"M Fittings; 7 ft	1/8M - 1/4M		3/16	7	2.13
45-1408	1/4" Hose I.D.; 1/4"M X 1/4"M Fittings; 8 ft	1/4M - 1/4M	12-10, 12-11, 12-12, 12-13, 14CF, 15LF, 15-14	1/4	8	2.44
45-1409	1/4" Hose I.D.; 1/4"M X 1/8"M Fittings; 8 ft	1/8M - 1/4M	10-10, 10-11, 10-12	1/4	8	2.44
45-1508	5/16" Hose I.D.; 1/4"M X 1/4"M Fittings 8 ft	1/4M - 1/4M	10-20, 10-21, 10-22, 10-25, 10-26, 10-27, 12-20, 12-21, 12-22, 12-25, 12-26, 12-27, 12-28, 14CS, 14CN, 15LS, 15LN	5/16	8	2.44

General: 3/16" & 1/4" hoses have braided covers, all others have neoprene covers.

Lubricants




Part Number	Size	Description	MSDS Number
45-0918	1 qt. plastic	Air Tool Oil - Qt.	CPT-155
45-0980	2 oz. tube	Cleco Dotco Angle Head Grease Moly-XL 250 for Grinders/Sanders	CPT-148
45-0983	2 oz. tube	Cleco Dotco Planetary Gear Grease for Grinders & Sanders	CPT-147
513156	18 oz. can	Magnalube-G Assembly Tool Teflon Grease	CPT-145
533485	1 gal. metal	Axial Piston Motor Air Tool Oil 1 gal. can	CPT-153
539317	1 ct quart plastic bottle	Univis Pulse Tool Hydraulic Oil	CPT-157
540394	2.8oz Tube	Molykote G-N Metal Assembly Paste for Angle & Planetary	CPT-146
541445	500g Can	Rheolube 363AX-1 500g can	CPT-286
A123771	1 gal. metal	Shell Gadus S2 V220 00 16 oz can	

Under normal conditions of use, lubrication products sold separately for or used within these tools should not cause an exposure hazard. Refer to the Material Safety Data Sheet M.S.D.S. for Safety and Disposal information. M.S.D.S. sheets are available upon request.

RB106 - Flat Offset Angle Drill

Use in Pistol Drills for Difficult Access Applications

- 10-32 thread for cutter attachment
- 6mm/0.236" Shank Diameter
- Recommended maximum drilling capacity 5mm/0.197" in Aluminium
- Recommended maximum countersinking capacity 10mm/0.394" in Aluminium



Model	Height		Length		Weight	
	in	mm	in	mm	lb	kg
10080005	1.102	28	3.307	84	0.220	0.10
10080010	4.429	112.5	3.307	84	0.397	0.18
10080015	1.102	28	2.48	63	0.287	0.13
10080020	4.429	112.5	2.480	63	0.49	0.22

Drill Cutters for Flat Offset Angle Drill

- Alternative drills may be manufactured on request. E.g. : special diameters and lengths
- These cutters are designed for use with the flat offset angle drill RB 106 with UNF 10-32 F spindle thread.
- Recommended for use with Dotco hand drills
- Can be used in aluminum



Model	Cutter Flute Length		Drill Diameter	
	mm	in	in	mm
33000020	12	0.472	0.098	2.5
33000125	8	0.315	0.098	2.5
33000625	20	0.79	0.098	2.5
33000025	12	0.472	0.118	3
33000030	12	0.472	0.126	3.2
33000132	8	0.315	0.126	3.2
33000632	20	0.79	0.126	3.2
33000040	12	0.472	0.157	4
33000240	15	0.59	0.157	4
33000248	15	0.59	0.189	4.8

RB1130/60QBSF/70QBSF - Manual Back Spotfacer

Fixed Speed 0.6hp / 0.4kW 460rpm
Variable Speed 0.7hp / 0.5kW 150-550rpm

- Specially designed for all back-spotfacing operations in light alloys or steel with an accuracy of 001" / .025mm micro adjustment
- 70100012 Fixed speed 460rpm (RB 1130 | 60QBSF) using 14CSL
- 70100031 Adjustable speed 150-550rpm (RB 1130-2 | 70QBSF) using 135DPV7
- Wide range of interchangeable collets - Ordered Separately
- Feed lever with 360° orientation
- Fixed Speed 0.6hp / 0.4kW 460rpm Adjustable Speed 0.7hp / 0.5kW 150-550rpm



Model	Motor	Speed	Fixturing	Accessories
	Configura-tion	r/min	Options	
70100012	Pistol Grip	500	NA	Spindle Collet Spindle Pilot Back Spot Facing Cutters
70100031	Pistol Grip	150-550	NA	Spindle Collet Spindle Pilot Back Spot Facing Cutters

Air Pressure: 90psi | 6.3bar
Recommended Hose Size: 3/8in | 10mm

Manual Back Spotfacer Collets - Cleco

Model	Diameter (mm)	Diameter
		in
70110200	2 mm	0.0787 in
70110250	2.5 mm	0.0984 in
70110300	3 mm	0.1181 in
70110350	3.5 mm	0.1378 in
70110400	4 mm	5/32 in
70110480	4.8 mm	3/16 in
70110500	5 mm	0.1969 in
70110550	5.5 mm	0.2165 in
70110600	6 mm	0.2362 in
70110635	6.35 mm	1/4 in
70110794	7.94 mm	5/16 in
70110952	9.52 mm	3/8 in

Alternate collet diameters available upon request.



RB 156 - Microstop Cage

Stroke 3.5mm/0.14in
Cutter Thread M6 x 1

- Different mounting bases available
- Reduced dimensions for tight access areas
- For special composites mounting base with vacuum
- Cemented, hardened and ground chrome-nickel steel spindle mounted on a self lubricating bronze body and a thrust bearing.
- Centring-cone of the cutter (120°) for perfect concentricity.
- Microstop depth adjustment (1 scale division = .001”).



Model	Input Style	Shank		Cutter Thread	Stroke mm	Vacuum	Mounting	Window Size	Nose Insert Style	Diameter Max. mm	Overall Length Max. mm	Overall Length Min. mm	Weight g
		in	mm										
10000010	Fixed Shank	0.189	4.8	M6 x 1	3.5	No	Tapped M19F for Nose	Small	Nylon	25	55	51	75
100000100	Fixed Shank	0.189	4.8	M6 x 1	3.5	No	Offset Mounting Base	Small	None	25	55	51	75
100000100 W	Fixed Shank	0.189	4.8	M6 x 1	3.5	No	OFFSET MOUNTING BASE	Large	None	25	55	51	75
10000010W	Fixed Shank	0.189	4.8	M6 x 1	3.5	No	TAPPED M19F FOR NOSE	Large	Nylon	25	55	51	75

RB206 & RB(I) 206 Microstop Cage

Stroke 6mm/0.24in

Cutter Thread RB 206 M6 x 1 RBI 206 1/4"-28

- Different mounting bases available
- Reduced dimensions for tight access areas
- For special composites mounting base with vacuum
- Cemented, hardened and ground chrome-nickel steel spindle mounted on a self lubricating bronze body and a thrust bearing.
- Centring-cone of the cutter (120°) for perfect concentricity.
- Microstop depth adjustment (1 scale division = .001").



Model	Input Style	Shank		Cutter Thread	Stroke mm	Vacuum	Mounting Base Style	Window Size	Nose Insert Style	Diameter Max. mm	Overall Length Max mm	Overall Length Min mm	Weight g
		in	mm										
10005000	Fixed Shank	0.236	6.0	M6 x 1	6.0	No	None/Flat Base	Small	None	21	101	95	120
10005000W	Fixed Shank	0.236	6.0	M6 x 1	6.0	No	None/Flat Base	Large	None	21	101	95	120
10005001	Fixed Shank	0.236	6.0	M6 x 1	6.0	Yes	None/Flat Base	Small	None	21	101	95	120
10005001W	Fixed Shank	0.236	6.0	M6 x 1	6.0	Yes	None/Flat Base	Large	None	21	101	95	120
10005050	Fixed Shank	0.236	6.0	1/4"-28	6.0	No	None/Flat Base	Small	None	21	101	95	120
10005050W	Fixed Shank	0.236	6.0	1/4"-28	6.0	No	None/Flat Base	Large	None	21	101	95	120
10005051	Fixed Shank	0.236	6.0	1/4"-28	6.0	Yes	None/Flat Base	Small	None	21	101	95	120
10005051W	Fixed Shank	0.236	6.0	1/4"-28	6.0	Yes	None/Flat Base	Large	None	21	101	95	120
10005200	Fixed Shank	0.236	6.0	M6 x 1	6.0	No	None/Offset Base	Small	None	21	101	95	120
10005200W	Fixed Shank	0.236	6.0	M6 x 1	6.0	No	None/Offset Base	Large	None	21	101	95	120
10005250	Fixed Shank	0.236	6.0	1/4"-28	6.0	No	None/Offset Base	Small	None	21	101	95	120
10005250W	Fixed Shank	0.236	6.0	1/4"-28	6.0	Yes	None/Offset Base	Large	None	21	101	95	120
10005305	Fixed Shank	0.236	6.0	M6 x 1	6.0	No	Tapped M16F for Nose	Small	Nylon	21	101	95	120
10005305W	Fixed Shank	0.236	6.0	M6 x 1	6.0	No	Tapped M16F for Nose	Large	Nylon	21	101	95	120
10005306	Fixed Shank	0.236	6.0	M6 x 1	6.0	Yes	Tapped M16F for Nose	Small	None	21	101	95	120

Model	Input Style	Shank		Cutter Thread	Stroke mm	Vacuum	Mounting Base Style	Window Size	Nose Insert Style	Diameter Max. mm	Overall Length Max mm	Overall Length Min mm	Weight g
		in	mm										
10005306W	Fixed Shank	0.236	6.0	M6 x 1	6.0	Yes	Tapped M16F for Nose	Large	None	21	101	95	120
10005355	Fixed Shank	0.236	6.0	1/4"- 28	6.0	No	Tapped M16F for Nose	Small	Nylon	21	101	95	120
10005355W	Fixed Shank	0.236	6.0	1/4"- 28	6.0	No	Tapped M16F for Nose	Large	Nylon	21	101	95	120
10005356	Fixed Shank	0.236	6.0	1/4"- 28	6.0	Yes	Tapped M16F for Nose	Small	None	21	101	95	120
10005356W	Fixed Shank	0.236	6.0	1/4"- 28	6.0	Yes	Tapped M16F for Nose	Large	None	21	101	95	120

RB 256 & RB(I)256 - Microstop Cage

Stroke 7.5mm/0.30in

Cutter Thread RB 206 M6x1 RB(I) 206 1/4"-28

- Different mounting bases available
- Reduced dimensions for tight access areas
- For special composites mounting base with vacuum
- Cemented, hardened and ground chrome-nickel steel spindle mounted on a self lubricating bronze body and a thrust bearing.
- Centring-cone of the cutter (120°) for perfect concentricity.
- Microstop depth adjustment (1 scale division = .001").



Model	Input Style	Shank		Cutter Thread	Stroke mm	Vacuum	Mounting Base Style	Window Size	Nose Insert Style	Diameter Max. mm	Overall Length Max. mm	Overall Length Min. mm	Weight g
		in	mm										
10010001	Fixed Shank	0.236	6.0	M6 x 1	7.5	Yes	M19F	Small	Hard Chrome	28	98	91	175
10010001W	Fixed Shank	0.236	6.0	M6 x 1	7.5	Yes	M19F	Large	Hard Chrome	28	98	91	175
10010010	Fixed Shank	0.236	6.0	M6 x 1	7.5	No	M19F	Small	Hard Chrome	28	98	91	175
10010010W	Fixed Shank	0.236	6.0	M6 x 1	7.5	No	M19F	Large	Hard Chrome	28	98	91	175
10010015	Fixed Shank	0.236	6.0	M6 x 1	7.5	No	M19F	Small	Nylon	28	98	91	175
10010015W	Fixed Shank	0.236	6.0	M6 x 1	7.5	No	M19F	Large	Nylon	28	98	91	175
10010016	Fixed Shank	0.236	6.0	M6 x 1	7.5	Yes	M19F	Small	Nylon	28	98	91	175
10010016W	Fixed Shank	0.236	6.0	M6 x 1	7.5	Yes	M19F	Large	Nylon	28	98	91	175
10010110	Fixed Shank	0.236	6.0	1/4"-28	7.5	No	M19F	Small	Hard Chrome	28	98	91	175
10010110W	Fixed Shank	0.236	6.0	1/4"-28	7.5	No	M19F	Large	Hard Chrome	28	98	91	175
10010111	Fixed Shank	0.236	6.0	1/4"-28	7.5	Yes	M19F	Small	Hard Chrome	28	98	91	175
10010111W	Fixed Shank	0.236	6.0	1/4"-28	7.5	Yes	M19F	Large	Hard Chrome	28	98	91	175
10010115	Fixed Shank	0.236	6.0	1/4"-28	7.5	No	M19F	Small	Nylon	28	98	91	175
10010115W	Fixed Shank	0.236	6.0	1/4"-28	7.5	No	M19F	Large	Nylon	28	98	91	175
10010116	Fixed Shank	0.236	6.0	1/4"-28	7.5	Yes	M19F	Small	Nylon	28	98	91	175
10010116W	Fixed Shank	0.236	6.0	1/4"-28	7.5	Yes	M19F	Large	Nylon	28	98	91	175
10010205	Fixed Shank	0.236	6.0	M6 x 1	7.5	Yes	M30 x 1M	Small	Nylon	28	98	91	175
10010205W	Fixed Shank	0.236	6.0	M6 x 1	7.5	Yes	M30 x 1M	Large	Nylon	28	98	91	175

RB 257 - Microstop Cage

Stroke 6mm/0.24"

Cutter Thread M6 x 1

- Different mounting bases available
- Reduced dimensions for tight access areas
- For special composites mounting base with vacuum
- High precision microstop cage, body in heat treated chrome steel, fully ground throughout. This ball mounted microstop cage includes two needle bearings for best utilisation.
- When using the RB 257, any misalignment of the microstop cage is corrected by the unique ball pivoting spindle. This assembly ensures perpendicularity throughout the operation at all time.
- Centring cone of the cutter (120°) for perfect concentricity.




Model	Input Style	Shank		Cutter Thread	Stroke mm	Vacuum	Mounting Base Style	Window Size	Nose Insert Style	Diameter Max. mm	Overall Length Max. mm	Overall Length Min. mm	Weight g
		in	mm										
10015001	Ball Pivot	0.236	6.0	M6 x 1	6.0	Yes	M16F and M26M	Small	Rotary Celoron	29	92	88	165
10015001W	Ball Pivot	0.236	6.0	M6 x 1	6.0	Yes	M16F and M26M	Large	Rotary Celoron	29	92	88	165
10015010	Ball Pivot	0.236	6.0	M6 x 1	6.0	No	M16F and M26M	Small	Rotary Celoron	29	92	88	175
10015010W	Ball Pivot	0.236	6.0	M6 x 1	6.0	No	M16F and M26M	Large	Rotary Celoron	29	92	88	165
10015015	Ball Pivot	0.236	6.0	M6 x 1	6.0	No	M16F and M26M	Small	Hard Chrome	29	92	88	165
10015015W	Ball Pivot	0.236	6.0	M6 x 1	6.0	No	M16F and M26M	Large	Hard Chrome	29	92	88	165
10015016	Ball Pivot	0.236	6.0	M6 x 1	6.0	Yes	M16F and M26M	Small	Hard Chrome	29	92	88	165
10015016W	Ball Pivot	0.236	6.0	M6 x 1	6.0	Yes	M16F and M26M	Large	Hard Chrome	29	92	88	165
10015021	Ball Pivot	0.236	6.0	M6 x 1	6.0	Yes	M16F and M26M	Small	Celoron	29	92	88	165
10015021W	Ball Pivot	0.236	6.0	M6 x 1	6.0	Yes	M16F and M26M	Large	Celoron	29	92	88	165
10015200	Ball Pivot	0.236	6.0	M6 x 1	6.0	No	Three Nylon Pads	Small	None	29	92	88	165
10015200W	Ball Pivot	0.236	6.0	M6 x 1	6.0	No	Three Nylon Pads	Large	None	29	92	88	165
RC-10015020	Ball Pivot	0.236	6.0	M6 x 1	6.0	No	M16F and M26M	Small	Nylon	29	92	88	165
RC-10015020W	Ball Pivot	0.236	6.0	M6 x 1	6.0	No	M16F and M26M	Large	Nylon	29	92	88	165

RB(I) 258 - Microstop Cage

Stroke 27mm/1.06"

Cutter Thread M8 x 1 or 1/4"-28

- Different mounting bases available
- Reduced dimensions for tight access areas
- High precision microstop cage, body in heat treated chrome steel, fully ground throughout. This ball mounted microstop cage includes two needle bearings for best utilisation.
- When using the RB 258, any misalignment of the microstop cage is corrected by the unique ball pivoting spindle. This assembly ensures perpendicularity throughout the operation at all time.
- Centring cone of the cutter (120°) for perfect concentricity.
- Microstop depth adjustment (1 scale division = .001").




Model	Input Style	Shank		Cutter Thread	Stroke mm	Vacuum	Mounting Base Style	Window Size	Nose Insert Style	Diameter Max. mm	Overall Length Max. mm	Overall Length Min. mm	Weight g
		in	mm										
10015500PT	Ball Pivot	0.250	6.35	M6 x 1	27.0	No	Tapped M19F for Nose	Small	Nylon	29	156	141	250
10015500W	Ball Pivot	0.250	6.35	M6 x 1	27.0	No	Tapped M19F for Nose	Large	Nylon	29	156	141	250
10015550	Ball Pivot	0.250	6.35	1/4"-28	27.0	No	Tapped M19F for Nose	Small	Nylon	29	156	141	250
10015550W	Ball Pivot	0.250	6.35	1/4"-28	27.0	No	Tapped M19F for Nose	Large	Nylon	29	156	141	250

RB 306 - Microstop Cage

Stroke 7.5mm/0.3"
Cutter Thread M8 x 1

- Different mounting bases available
- This cage has been designed for use with cutters greater than 0.394" dia.
- For special composites mounting base with vacuum
- Cemented, hardened and ground chrome-nickel steel spindle mounted on a self lubricating bronze body and a thrust bearing.
- Centring-cone of the cutter (120°) for perfect concentricity.
- Microstop depth adjustment (1 scale division = .001").
- Cemented, hardened and ground chrome-nickel steel spindle mounted on a self lubricating bronze body and a thrust bearing.
- Centring-cone of the cutter (120°) for perfect concentricity.
- Microstop depth adjustment (1 scale division = .001").



Model	Input Style	Shank		Cutter Thread	Stroke mm	Vacuum	Mounting Base Style	Window Size	Nose Insert Style	Diameter Max. mm	Overall Length Max. mm	Overall Length Min. mm	Weight g
		in	mm										
10025001	Fixed Shank	0.236	6	M8 x 1	7.5	Yes	M26M	Small	Hard Chrome	28	98	91	185
10025001W	Fixed Shank	0.236	6	M8 x 1	7.5	Yes	M26M	Large	Hard Chrome	28	98	91	185
10025016	Fixed Shank	0.236	6	M8 x 1	7.5	Yes	M26M	Small	Nylon	28	98	91	185
10025016W	Fixed Shank	0.236	6	M8 x 1	7.5	Yes	M26M	Large	Nylon	28	98	91	185
10025105	Fixed Shank	0.236	6	M8 x 1	7.5	No	M30M	Small	Hard Chrome	28	98	91	185
10025105W	Fixed Shank	0.236	6	M8 x 1	7.5	No	M30M	Large	Hard Chrome	28	98	91	185
10025110	Fixed Shank	0.236	6	M8 x 1	7.5	No	M30M	Small	Nylon	28	98	91	185
10025110W	Fixed Shank	0.236	6	M8 x 1	7.5	No	M30M	Large	Nylon	28	98	91	185
10025111	Fixed Shank	0.236	6	M8 x 1	7.5	Yes	M30M	Small	Nylon	28	98	91	185
10025111W	Fixed Shank	0.236	6	M8 x 1	7.5	Yes	M30M	Large	Nylon	28	98	91	185
10025116	Fixed Shank	0.236	6	M8 x 1	7.5	Yes	M30M	Small	Rotary Celoron	28	98	91	185
10025116W	Fixed Shank	0.236	6	M8 x 1	7.5	Yes	M30M	Large	Rotary Celoron	28	98	91	185
10025117	Fixed Shank	0.236	6	M8 x 1	7.5	Yes	M30M	Small	Hard Chrome	28	98	91	185
10025117W	Fixed Shank	0.236	6	M8 x 1	7.5	Yes	M30M	Large	Hard Chrome	28	98	91	185
RC_10025015	Fixed Shank	0.236	6	M8 x 1	7.5	No	M26M	Small	Nylon	28	98	91	185
RC-10025010	Fixed Shank	0.236	6	M8 x 1	7.5	No	M26M	Small	Hard Chrome	28	98	91	185
RC-10025010W	Fixed Shank	0.236	6	M8 x 1	7.5	No	M26M	Large	Hard Chrome	28	98	91	185
RC-10025015W	Fixed Shank	0.236	6	M8 x 1	7.5	No	M26M	Large	Nylon	28	98	91	185

RB(I) 307 - Microstop Cage

Stroke 7mm/0.3"

Cutter Thread M8 x 1 or 1/2"-28

- Different mounting bases available
- Reduced dimensions for tight access areas
- For special composites mounting base with vacuum
- High precision microstop cage, body in heat treated chrome steel, fully ground throughout. This ball mounted microstop cage includes two needle bearings for best utilisation.
- When using the RB 307, any misalignment of the microstop cage is corrected by the unique ball pivoting spindle. This assembly ensures perpendicularity throughout the operation at all time.
- Centring cone of the cutter (120°) for perfect concentricity.



Model	Input Style	Shank		Cutter Thread	Stroke mm	Vacuum	Mounting Base Style	Window Size	Nose Insert Style	Diameter Max. mm	Overall Length Max mm	Overall Length Min mm	Weight g
		in	mm										
10020001	Ball Pivot	0.236	6	M8 x 1	7.0	Yes	M19F and M26M	Small	Rotary Celeron	29	98	88	165
10020001W	Ball Pivot	0.236	6	M8 x 1	7.0	Yes	M19F and M26M	Large	Rotary Celeron	29	98	88	165
1002001	Ball Pivot	0.236	6	M8 x 1	7.0	Yes	M19F and M26M	Small	Hard Chrome	29	98	88	165
10020010	Ball Pivot	0.236	6	M8 x 1	7.0	No	M19F and M26M	Small	Rotary Celeron	29	98	88	165
10020010W	Ball Pivot	0.236	6	M8 x 1	7.0	No	M19F and M26M	Large	Rotary Celeron	29	98	88	165
10020015	Ball Pivot	0.236	6	M8 x 1	7.0	No	M19F and M26M	Small	Hard Chrome	29	98	88	165
10020015W	Ball Pivot	0.236	6	M8 x 1	7.0	No	M19F and M26M	Large	Hard Chrome	29	98	88	165
1002001W	Ball Pivot	0.236	6	M8 x 1	7.0	Yes	M19F and M26M	Large	Hard Chrome	29	98	88	165
10020020	Ball Pivot	0.236	6	M8 x 1	7.0	No	M19F and M26M	Small	Nylon	29	98	88	165
10020020W	Ball Pivot	0.236	6	M8 x 1	7.0	No	M19F and M26M	Large	Nylon	29	98	88	165
10020021	Ball Pivot	0.236	6	M8 x 1	7.0	Yes	M19F and M26M	Small	Nylon	29	98	88	165
10020021W	Ball Pivot	0.236	6	M8 x 1	7.0	Yes	M19F and M26M	Large	Nylon	29	98	88	165
10020060	Ball Pivot	0.236	6	1/4"-28	7.0	No	M19F and M26M	Small	Rotary Celeron	29	98	88	165
10020060W	Ball Pivot	0.236	6	1/4"-28	7.0	No	M19F and M26M	Large	Rotary Celeron	29	98	88	165
10020065	Ball Pivot	0.236	6	1/4"-28	7.0	No	M19F and M26M	Small	Hard Chrome	29	98	88	165
10020065W	Ball Pivot	0.236	6	1/4"-28	7.0	No	M19F and M26M	Large	Hard Chrome	29	98	88	165
10020070	Ball Pivot	0.236	6	1/4"-28	7.0	No	M19F and M26M	Small	Nylon	29	98	88	165

Hand Drilling, Countersinking & Spotfacing

Model	Input Style	Shank		Cutter	Stroke	Vacuum	Mounting	Window	Nose Insert	Diameter Max.	Overall Length Max	Overall Length Min	Weight
		in	mm	Thread	mm		Base Style	Size	Style	mm	mm	mm	g
10020070W	Ball Pivot	0.236	6	1/4"-28	7.0	No	M19F and M26M	Large	Nylon	29	98	88	165
10020105	Ball Pivot	0.236	6	M8 x 1	7.0	No	M19F and M26M	Small	Rotary Celeron	29	98	88	165
10020105W	Ball Pivot	0.236	6	M8 x 1	7.0	No	M19F and M26M	Large	Rotary Celeron	29	98	88	165
10020106	Ball Pivot	0.236	6	M8 x 1	7.0	Yes	M19F and M26M	Small	Rotary Celeron	29	98	88	165
10020106W	Ball Pivot	0.236	6	M8 x 1	7.0	Yes	M19F and M26M	Large	Rotary Celeron	29	98	88	165
10020110	Ball Pivot	0.236	6	M8 x 1	7.0	No	M19F and M26M	Small	Hard Chrome	29	98	88	165
10020110W	Ball Pivot	0.236	6	M8 x 1	7.0	No	M19F and M26M	Large	Hard Chrome	29	98	88	165
10020111	Ball Pivot	0.236	6	M8 x 1	7.0	Yes	M19F and M26M	Small	Hard Chrome	29	98	88	165
10020111W	Ball Pivot	0.236	6	M8 x 1	7.0	Yes	M19F and M26M	Large	Hard Chrome	29	98	88	165
10020115	Ball Pivot	0.236	6	M8 x 1	7.0	No	M30M	Small	Nylon	29	98	88	165
10020115W	Ball Pivot	0.236	6	M8 x 1	7.0	No	M30M	Large	Nylon	29	98	88	165
10020116	Ball Pivot	0.236	6	M8 x 1	7.0	Yes	M30M	Small	Nylon	29	98	88	165
10020116W	Ball Pivot	0.236	6	M8 x 1	7.0	Yes	M30M	Large	Nylon	29	98	88	165
10020155	Ball Pivot	0.236	6	1/4"-28	7.0	No	M19F and M26M	Small	Rotary Celeron	29	98	88	165
10020155W	Ball Pivot	0.236	6	1/4"-28	7.0	No	M19F and M26M	Large	Rotary Celeron	29	98	88	165
10020160	Ball Pivot	0.236	6	1/4"-28	7.0	No	M19F and M26M	Small	Hard Chrome	29	98	88	165
10020160W	Ball Pivot	0.236	6	1/4"-28	7.0	No	M19F and M26M	Large	Hard Chrome	29	98	88	165
10020165	Ball Pivot	0.236	6	1/4"-28	7.0	No	M19F and M26M	Small	Nylon	29	98	88	165
10020165W	Ball Pivot	0.236	6	1/4"-28	7.0	No	M19F and M26M	Large	Nylon	29	98	88	165
10020166	Ball Pivot	0.236	6	1/4"-28	7.0	Yes	M19F and M26M	Small	Nylon	29	98	88	165
10020166W	Ball Pivot	0.236	6	1/4"-28	7.0	Yes	M19F and M26M	Large	Nylon	29	98	88	165
10020200	Ball Pivot	0.236	6	M8 x 1	7.0	No	3 Nylon Pads	Small	None	29	98	88	165
10020200W	Ball Pivot	0.236	6	M8 x 1	7.0	No	3 Nylon Pads	Large	None	29	98	88	165
10020250	Ball Pivot	0.236	6	1/4"-28	7.0	No	3 Nylon Pads	Small	None	29	98	88	165
10020250W	Ball Pivot	0.236	6	1/4"-28	7.0	No	3 Nylon Pads	Large	None	29	98	88	165

RB 356 HP 21 | RBI 356 HP 21 | RB356 HPI 21 - Microstop Cage

Stroke 21mm/0.83"

Cutter Thread M6 x 1 or 1/4"-28

Input shank 7mm/0.28"; No 1 Jacobs Taper, 3/8"-24 Female Thread

- Detachable spindle adaptor provides alternative methods for use:
 - In combination with 3 jaw chuck.
 - Mounting direct onto machine spindle using No 1 Jacobs taper or 3/8"-24 Threaded Input Option. This method provides increased level of concentricity, while reducing the length and weight of the drill / tool assembly. This results in better performance, improved machining and less fatigue on the operator.
- Cemented, hardened and ground chrome-nickel steel spindle mounted on 3 needle-bearings and a thrust bearing.
- Microstop depth adjustment (1 scale division = .001")
- Microstop depth setting is held securely in place by locknut with seal. This patented feature allows an easy loosening of the locknut without damage to the drill cage.



Model	Input Style	Shank		Cutter Thread	Stroke mm	Vacuum	Mounting Base Style	Window Size	Nose Insert Style	Diameter Max. mm	Overall Length Max. mm	Overall Length Min. mm	Weight g
		in	mm										
10040050	JT1 with Adaptor	0.28	7	1/4"-28	22.0	No	None/Flat Base	Small	None	27	136	116	300
10040200W	JT1 with Adaptor	0.28	7	M6 x 1	22.0	No	None/Flat Base Narrow	Large	None	27	136	116	300
10040210	JT1 with Adaptor	0.28	7	M6 x 1	22.0	No	None/Flat Base Narrow	Small	Tripod + 3 Nylon Studs	27	136	116	300
10040210W	JT1 with Adaptor	0.28	7	M6 x 1	22.0	No	None/Flat Base Narrow	Large	None	27	136	116	300
10040250	JT1 with Adaptor	0.28	7	1/4"-28	22.0	No	None/Flat Base Narrow	Small	None	27	136	116	300
10040250W	JT1 with Adaptor	0.28	7	1/4"-28	22.0	No	None/Flat Base Narrow	Large	None	27	136	116	300
10040260	JT1 with Adaptor	0.28	7	1/4"-28	22.0	No	None	Small	Tripod + 3 Nylon Studs	27	136	116	300
10040260W	JT1 with Adaptor	0.28	7	1/4"-28	22.0	No	None/Flat Base Narrow	Large	Tripod + 3 Nylon Studs	27	136	116	300
10040405	JT1 with Adaptor	0.28	7	M6 x 1	22.0	No	Tapped M35 For Nose	Small	Nylon	27	136	116	300
10040405W	JT1 with Adaptor	0.28	7	M6 x 1	22.0	No	Tapped M35 For Nose	Large	Nylon	27	136	116	300
10040455	JT1 with Adaptor	0.28	7	1/4"-28	22.0	No	Tapped M35 For Nose	Small	Nylon	27	136	116	300

Model	Input Style	Shank		Cutter	Stroke	Vacuum	Mounting	Window	Nose Insert	Diame-ter Max.	Overall Length Max	Overall Length Min	Weight
		in	mm	Thread	mm		Base Style	Size	Style	mm	mm	mm	g
10040455W	JT1 with Adaptor	0.28	7	1/4"-28	22.0	No	Tapped M35 For Nose	Large	Nylon	27	136	116	300
10040505	JT1 with Adaptor	0.28	7	M6 x 1	22.0	No	None	Small	Tripod + 3 Nylon Studs	27	136	116	300
10040505W	JT1 with Adaptor	0.28	7	M6 x 1	22.0	No	None	Large	Tripod + 3 Nylon Studs	27	136	116	300
10040555W	JT1 with Adaptor	0.28	7	1/4"-28	22.0	No	None	Large	Tripod + 3 Nylon Studs	27	136	116	300
10040600W	JT1 with Adaptor	0.28	7	M6 x 1	22.0	No	None/Flat Base	Large	None	27	136	116	300
10040650	JT1 with Adaptor	0.28	7	1/4"-28	22.0	No	None/Flat Base	Small	None	27	136	116	300
10040650W	JT1 with Adaptor	0.28	7	1/4"-28	22.0	No	None/Flat Base	Large	None	27	136	116	300
10040720	3/8"-24	0.28	7	M6 x 1	22.0	No	None/Flat Base	Small	None	27	136	116	300
10040730	3/8"-24	0.28	7	M6 x 1	22.0	No	None	Small	Tripod + 3 Nylon Studs	27	136	116	300
10040740	3/8"-24	0.28	7	M6 x 1	22.0	No	Tapped M35 For Nose	Small	Nylon	27	136	116	300
10040750	3/8"-24	0.28	7	M6 x 1	22.0	No	None	Small	Tripod + 3 Nylon Studs	27	136	116	300
10040760	3/8"-24	0.28	7	M6 x 1	22.0	No	None/Flat Base	Small	None	27	136	116	300

RB 356 HP 38 | RBI 356 HP 38 | RB 356 HPI 38 - Microstop Cage

Stroke 38mm/1.49"

Cutter Thread M6 x 1 or 1/4"-28

Input shank 7mm/0.28", No 1 Jacobs Taper, 3/8"-24 Female Thread

- Detachable spindle adaptor provides alternative methods for use:
 - In combination with 3 jaw chuck.
 - Mounting direct onto machine spindle using No 1 Jacobs taper or 3/8"-24 Threaded Input Option. This method provides increased level of concentricity, while reducing the length and weight of the drill / tool assembly. This results in better performance, improved machining and less fatigue on the operator.
- Cemented, hardened and ground chrome-nickel steel spindle mounted on 3 needle-bearings and a thrust bearing.
- Microstop depth adjustment (1 scale division = .001").
- Microstop depth setting is held securely in place by locknut with seal. This patented feature allows an easy loosening of the locknut without damage to the drill cage.



Model	Input Style	Shank		Cutter Thread	Stroke mm	Vacuum	Mounting Base Style	Window Size	Nose Insert Style	Diameter Max. mm	Overall Length Max. mm	Overall Length Min. mm	Weight g
		in	mm										
10045050	JT1 with Adaptor	0.28	7	1/4"-28	38.0	No	None/Flat Base	Small	None	27	183	168	375
10045050W	JT1 with Adaptor	0.28	7	1/4"-28	38.0	No	None/Flat Base	Large	None	27	183	168	375
10045200W	JT1 with Adaptor	0.28	7	M6 x 1	38.0	No	None/Flat Base	Large	None	27	183	168	375
10045210	Straight Shank	0.28	7	M6 X 1	38.0	No	Tripod + 3 Nylon Studs	Large		27	183	168	375
10045210W	Straight Shank	0.28	7	M6 X 1	38.0	No	Tripod + 3 Nylon Studs	Small		27	183	168	375
10045405	JT1 with Adaptor	0.28	7	M6 x 1	38.0	No	Tapped M35 For Nose	Small	Nylon	27	183	168	375
10045405W	JT1 with Adaptor	0.28	7	M6 x 1	38.0	No	Tapped M35 For Nose	Large	Nylon	27	183	168	375
10045455	JT1 with Adaptor	0.28	7	1/4"-28	38.0	No	Tapped M35 For Nose	Small	Nylon	27	183	168	375
10045505	JT1 with Adaptor	0.28	7	M6 x 1	38.0	No	None/Flat Base	Small	Tripod + 3 Nylon Studs	27	183	168	375
10045555	JT1 with Adaptor	0.28	7	1/4"-28	38.0	No	None/Flat Base	Small	Tripod + 3 Nylon Studs	27	183	168	375
10045600W	JT1 with Adaptor	0.28	7	M6 x 1	38.0	No	None/Flat Base	Large	None	27	183	168	375
10045650	JT1 with Adaptor	0.28	7	1/4"-28	38.0	No	None/Flat Base	Small	None	27	183	168	375

Model	Input Style	Shank		Cutter	Stroke	Vacuum	Mounting	Window	Nose Insert	Diame-ter Max.	Overall Length Max	Overall Length Min	Weight
		in	mm	Thread	mm		Base Style	Size	Style				
10045650W	JT1 with Adaptor	0.28	7	1/4"-28	38.0	No	None/Flat Base	Large	None	27	183	168	375
10045720	3/8"-24			M6 x 1	38.0	No	None/Flat Base Narrow	Small	None	27	183	168	375
10045740	3/8"-24			M6 x 1	38.0	No	Tapped M35 For Nose	Small	Nylon	27	183	168	375
10045760	3/8"-24			M6 x 1	38.0	No	None/Flat Base	Small	None	27	183	168	375
10045760W	3/8"-24			M6 x 1	38.0	No	None/Flat Base	Large	None	27	183	168	375



RB 356HP58 - Microstop Cage

Stroke 58mm/2.3"

Cutter Thread M10 x 1 and 7/16"-20

- Detachable spindle adaptor No 1 Jacobs Taper provides alternative methods for use:
 - In combination with 3 jaw chuck with 10mm/0.39" shank input.
 - Mounting direct onto machine spindle using No 1 Jacobs Taper. This method provides increased level of concentricity, while reducing the length and weight of the drill / tool assembly. This results in better performance, improved machining and less fatigue on the operator.
- Cemented, hardened and ground chrome-nickel steel spindle mounted on 3 needle-bearings and a thrust bearing.
- Microstop depth adjustment (1 scale division = .001").
- Microstop depth setting is held securely in place by locknut with seal. This patented feature allows an easy loosening of the locknut without damage to the drill cage.



Model	Input Style	Shank		Cutter Thread	Stroke mm	Vacuum	Mounting Base Style	Window Size	Diameter Max. mm	Overall Length Max mm	Overall Length Min mm	Weight g
		in	mm									
10050000	JT1 with Adaptor	0.276	7	M10 x 1	58.0	No	Flat Bearing	Small	38	292	264	970
10050000W	JT1 with Adaptor	0.276	7	M10 x 1	58.0	No	Flat Bearing	Large	38	292	264	970
10050050	JT1 with Adaptor	0.276	7	7/16"-20 F	58.0	No	Flat Bearing	Small	38	292	264	970
10050050W	JT1 with Adaptor	0.276	7	7/16"-20 F	58.0	No	Flat Bearing	Large	38	292	264	970

RB 406 - Microstop Cage

Stroke 14mm/0.55"

Cutter Thread M10 x 1

- This drill cage has been designed for use with cutter of 7/8" to 1.1/2" dia.
- Different mounting bases available
- Reduced dimensions for tight access areas
- Detachable spindle adaptor provides alternative methods for use :
 - - In combination with 3 jaw chuck.
 - - Mounting direct onto machine spindle. This method provides increased level of concentricity, while reducing the length and weight of the drill / tool assembly. This results in better performance, improved machining and less fatigue on the operator.
- Cemented, hardened and ground chrome-nickel steel spindle mounted on 3 needle-bearings and a thrust bearing.
- Microstop depth adjustment (1 scale division = .001").



Model	Shank		Cutter Thread	Stroke mm	Vacuum	Mounting Base Style	Window Size	Diameter Max. mm	Overall Length Max mm	Overall Length Min mm	Weight g
	in	mm									
10030010	0.39	10	M10 x 1	14.0	No	None/Flat Base	Small	36	163	136	545
10030010W	0.39	10	M10 x 1	14.0	No	None/Flat Base	Large	36	163	136	545
10030105	0.39	10	M10 x 1	14.0	No	None/Flat Base	Small	36	163	136	545
10030105W	0.39	10	M10 x 1	14.0	No	None/Flat Base	Large	36	163	136	545